

Looking Ahead: Federal and State Trends Affecting Vulnerable Adults



Pamela Piering

Director, Aging and Disability Services

Seattle Human Services Department

August 23, 2006



First things first...

- Who are we, why are we here?
 - The Aging Network
 - Citizen-driven
 - Area Agency on Aging
 - Chartered under the Older Americans Act



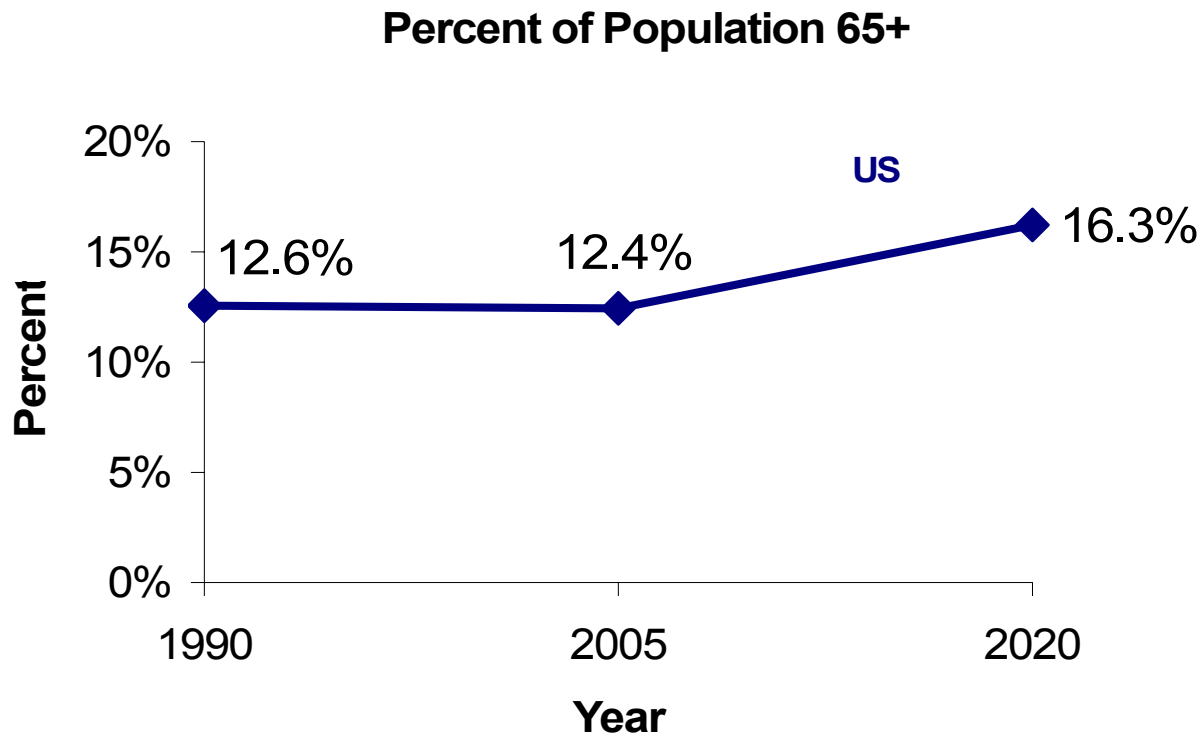
I'll be talking about...

- National and state demographic trends affecting vulnerable adults
- The current Federal and State response to these trends, and promising local models
- The White House Conference on Aging as blueprint for aging and long-term care

Washington demographics echo national trends...

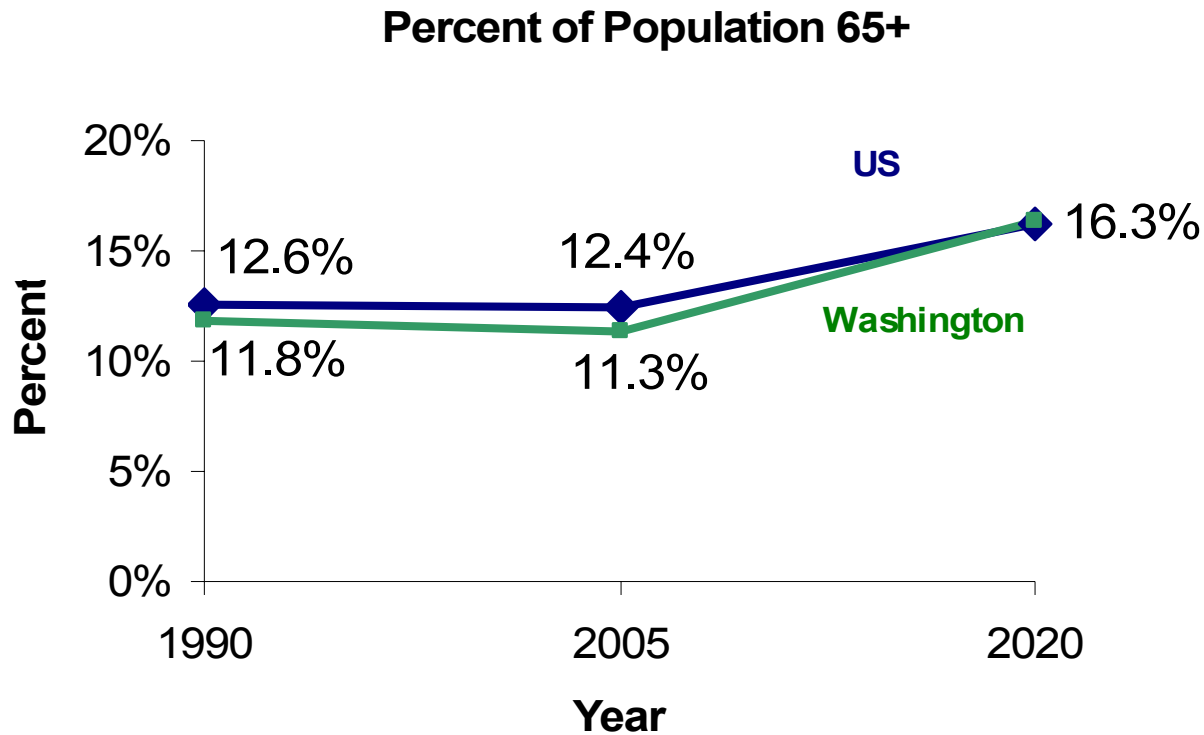


For instance...the 65+ population will “boomer” soon.



Source: US Census Bureau and WA OFM

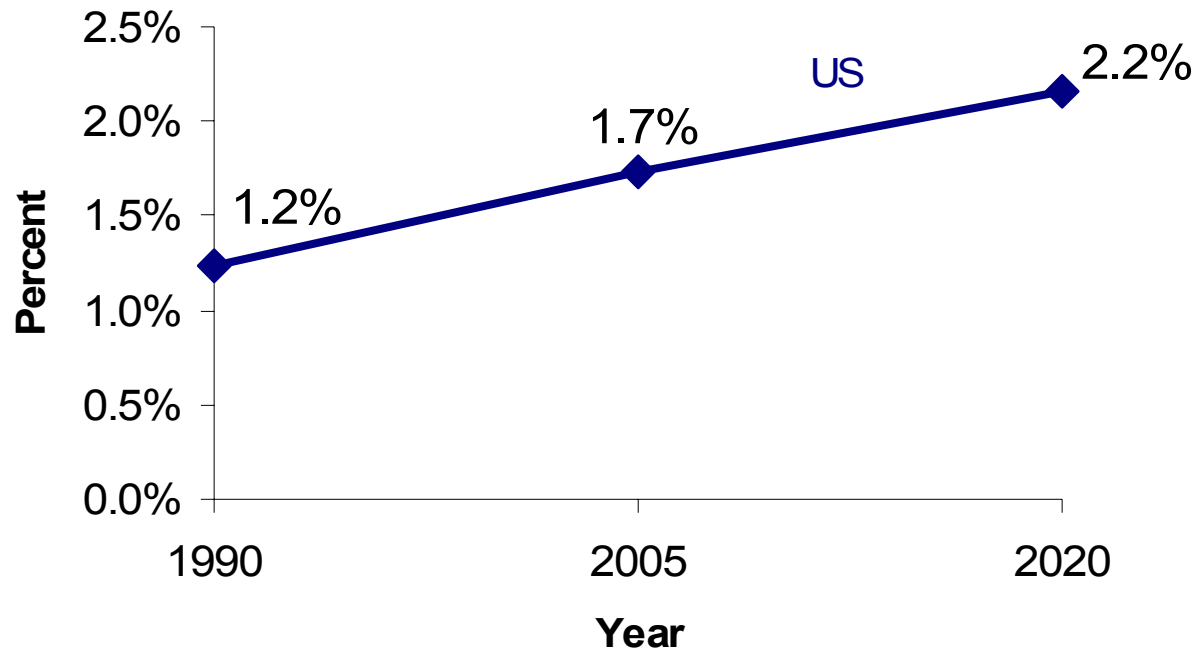
For instance...the 65+ population will “boomer” soon.



Source: US Census Bureau and WA OFM

The 85+ population is already expanding. This will continue...

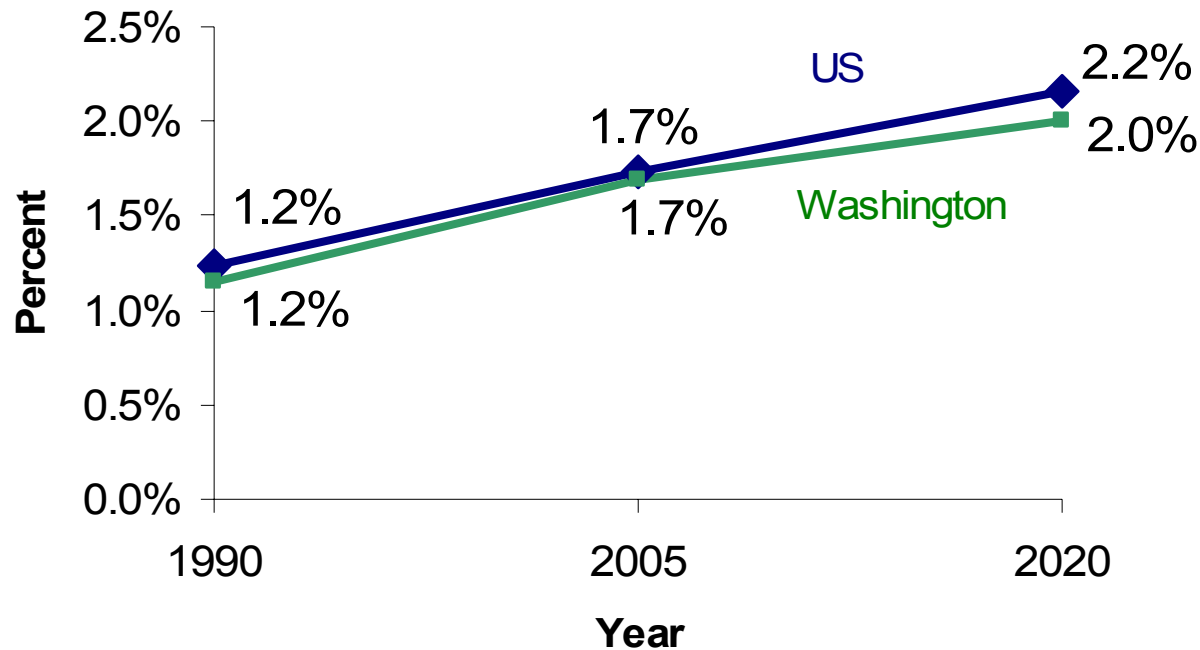
Percent of Population 85+



Source: US Census Bureau and WA OFM

The 85+ population is already expanding. This will continue...

Percent of Population 85+



Source: US Census Bureau and WA OFM



Disability rates have fallen

- Rates of disability have declined significantly since the early 1990s.
- The Census Bureau estimates both the percentage and absolute number of people with disabilities declined from 2000 to 2005.
- Census estimates show that Washington had a slightly higher rate of disability (15.6%) in 2005 than the national average (14.9%).



Immigrants face significant health care obstacles

- 59% of low-income non-citizens in the U.S. were uninsured in 1998, a rate almost double that of the overall low-income population. (Source: Ku and Matani, 2000)
- Immigrants are much less likely to have Medicaid or job-based insurance than native citizens. (Source: Ku and Matani, 2000)
- Increasing presence of immigrant labor in the long-term care sector.



Health disparities persist

- African Americans are twice as likely to have Type 2 diabetes as whites, Hispanic/Latinos 1.9 times as likely, and Native Americans more than 2.6 times as likely (Source: CDC)
- Nearly 6 in 10 Latinos and 4 in 10 African Americans were uninsured in 2002-03, compared to about 2 in 10 whites.
(Source: Families USA)



Federal response to these trends

- Social and Health Programs
 - Person-centered care
 - Health Action Plans
 - Chronic disease management and community-based care
 - “Evidence-based” programs



Federal response (cont.)

- Aging and Disability Resource Centers (ADRCs), “seamless” services
 - Medicare-Medicaid integration
 - Coordination across programs



State response

- Washington state is a leader in...
 - Community-based care
 - Caregiver support, including respite
 - Addressing health care costs
- Long Term Care Task Force
- Blue Ribbon Commission on accessible, affordable, quality health care



Other “re”-sponses

- Rethinking retirement
 - “Primetime”: elders a growing “natural resource” for civic engagement
- Redesigning our living spaces
 - Universal design
- Re-envisioning where and how we work
- Reshaping transportation
- Reaffirming the role of family support and caregivers



The White House Conference on Aging: Top Ten Recommendations

1. Reauthorize the Older Americans Act
2. Develop a long-term care strategy that addresses financing, choice, quality, service delivery, and the LTC workforce.
3. Ensure older Americans have transportation options
4. Strengthen and improve Medicaid



WHCoA: Top Ten Recommendations (cont.)

5. Strengthen and improve Medicare
6. Support geriatric education and training
7. Promote innovative models of non-institutional long-term care
8. Improve recognition, assessment and treatment of mental illness and depression



WHCoA: Top Ten Recommendations (cont.)

9. Recruit healthcare personnel who are skilled, culturally competent, and specialized geriatrics
10. Improve state and local integrated delivery systems to meet the 21st century needs of seniors.